

IREC INDEX – WIND ENERGY INDEXES

Annual report 2020 

FRANCE

GERMANY

U. KINGDOM

DENMARK

BENELUX

Making Sense of Wind Energy Indexes

What is an energy index ?

An energy index is a tool that enables you to put your wind farm production into perspective with the actual wind resource available at the same time. It corresponds to the ratio between the wind energy available over a given period (month, quarter or year) and over a long term period (reference period).

As an example, an energy index equal to 95% for a specific year means that, on average in the region considered, the production expected for the wind farm should be 5% below the one expected on average over the last 10 years. Be aware that this long term expected production might be different from the production target established pre construction (theoretical versus operational P50).

Why a range for each region ?

Within each region, although the wind resource available is globally similar, some nuances exist from one farm to another depending on their specificities (exposure, turbine types...). Hence, the range provided proposes an order of magnitude of the variations that can exist from one farm to another. The further the index is from 100%, the wider is this range.

For what purpose ?

Using energy indexes allows assets managers to ensure that the variation of the wind farm production is consistent with the variation of the actual wind resource. Indirectly, such analysis allows to appreciate the effective long-term production capacity of a wind farm but also to analyse the evolution of its production capacities over time (performance stability).

Note that a relevant use of the energy indexes requires a satisfactory knowledge of the turbine's monthly availability rates for the studied wind farm.

Not sure how to use it ? *Come to our one-day training session in Paris*

Since 2016, Eoltech and Metrol have set up a one day training session (Windex) in Paris to learn how to use energy indexes. This session, mainly designed for asset managers, is also given to operators, developers, banks and investors.

More information on Windex training session: www.eoltech.fr

About IREC Index

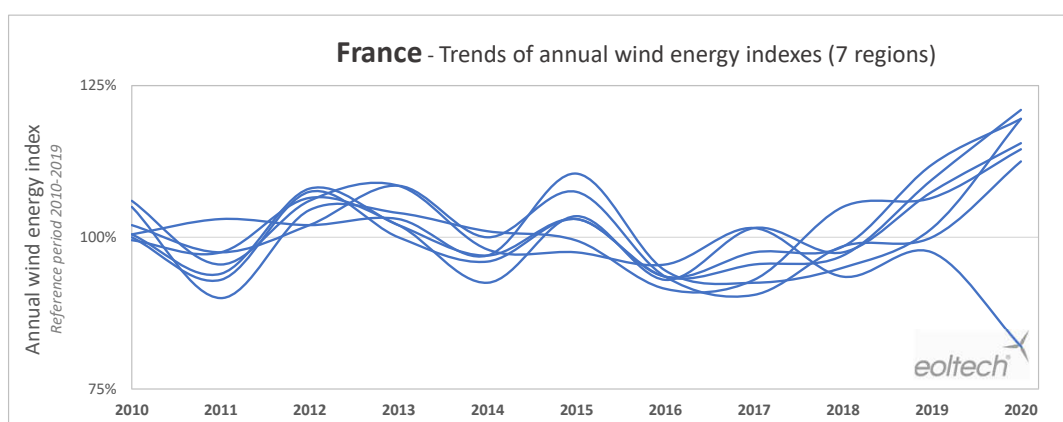
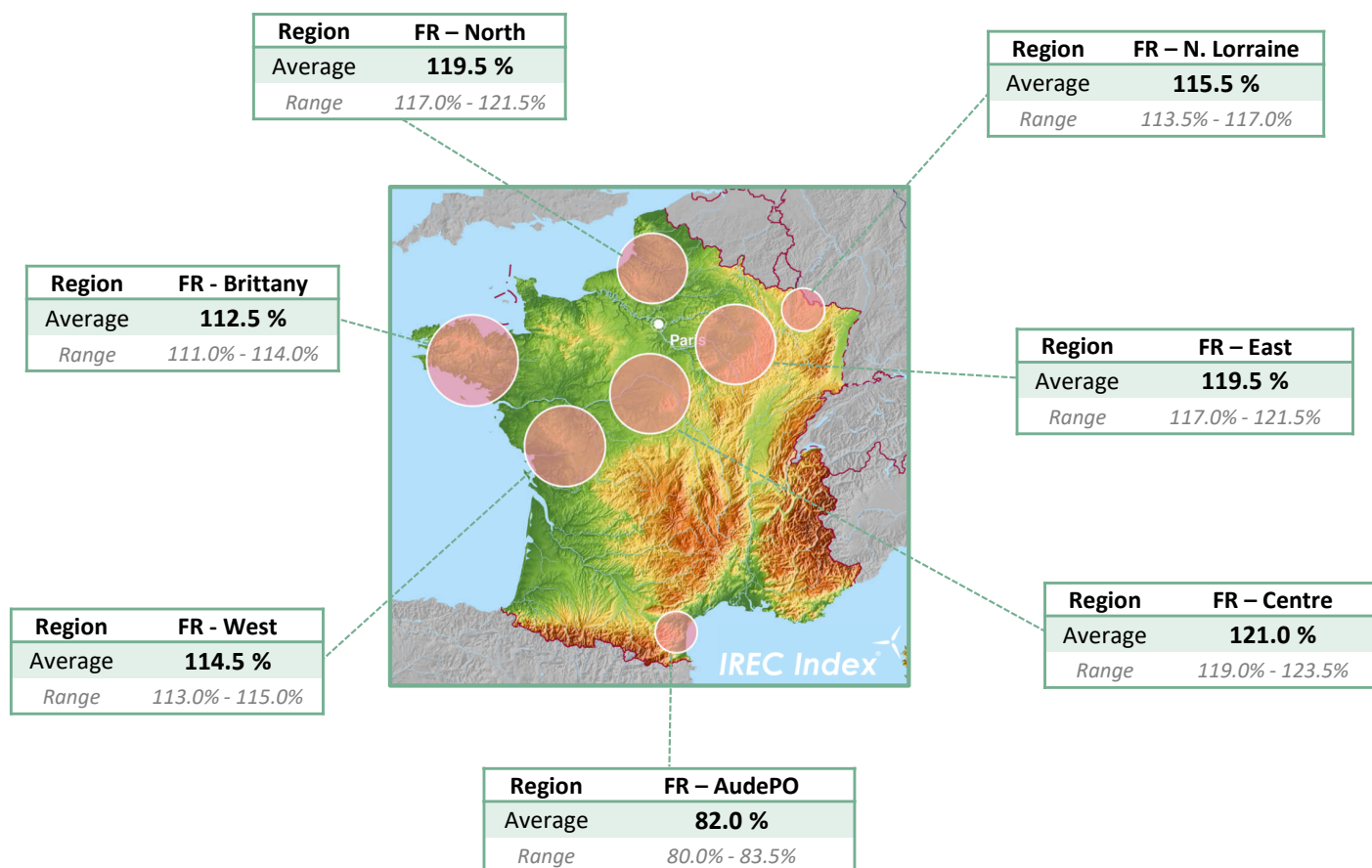
Eoltech's wind energy indexes enable you to quantify the responsibility of the wind resource in your asset output over a given year. Our wind energy indexes are:

- ✓ **EASY-TO-USE:** Direct correlation with your annual production data,
- ✓ **PROVEN:** Created in 2011 and validated over 170+ operating wind farms,
- ✓ **INDEPENDENT:** Developed by Eoltech, the leading independent French expert in wind resource

IREC Index France Annual wind energy index

Period : January – December 2020

Reference period: January – December 2010 - 2019



General terms of use

The company Eoltech is not responsible for the use of the elements displayed on its website. The user of these data and/or information, is the only responsible for the consequences of all types of exploitation of these elements.

Note that the free availability of the energy indexes is not a commitment for Eoltech. Eoltech is free to stop without warning and at all time this distribution without any prejudice from any user.

IREC Index Germany Annual wind energy index

Period : January – December 2020

Reference period: January – December 2010 - 2019

Region	DE – Schleswig Holstein
Average	101.0 %
<i>Range</i>	<i>100.5% - 101.0%</i>

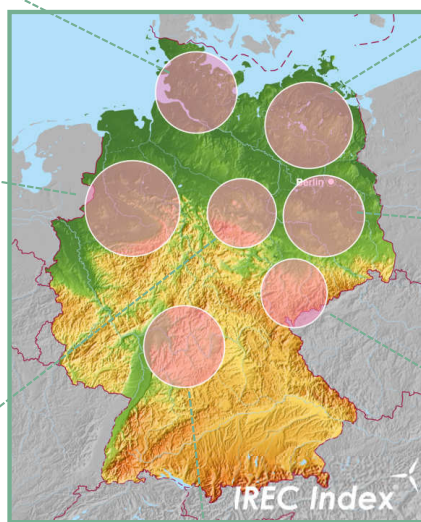
Region	DE – Mecklenburg – Vorpommern – N. Brandenburg
Average	100.5 %
<i>Range</i>	<i>100.5% - 101.0%</i>

Region	DE - NRW - S. Niedersachsen
Average	108.0 %
<i>Range</i>	<i>106.5% - 109.5%</i>

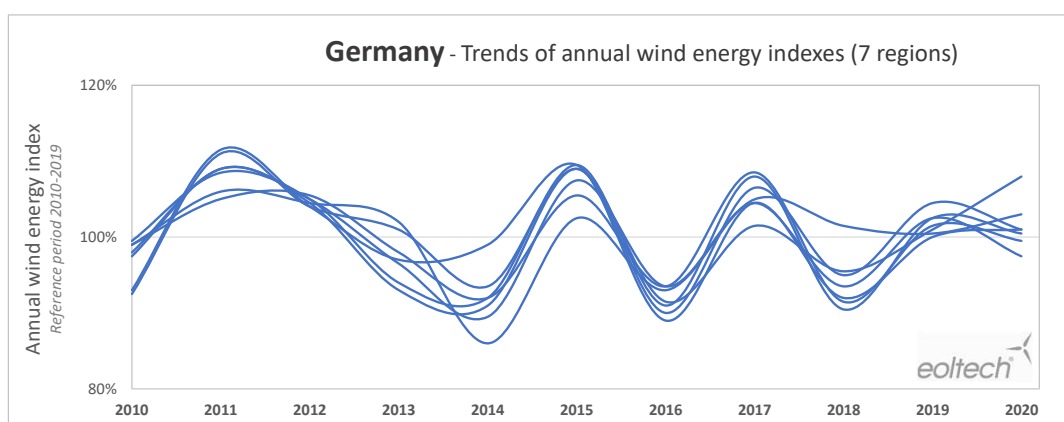
Region	DE – S. Brandenburg
Average	101.0 %
<i>Range</i>	<i>101.0% - 101.0%</i>

Region	DE - Sachsen - Anhalt
Average	97.5 %
<i>Range</i>	<i>97.0% - 98.0%</i>

Region	DE – W. Sachsen - O. Thüringen
Average	99.5 %
<i>Range</i>	<i>99.5% - 100.0%</i>



Region	DE - NW. Bayern-NO. Baden Württemberg-SO. Hessen
Average	103.0 %
<i>Range</i>	<i>102.5% - 104.0%</i>



General terms of use

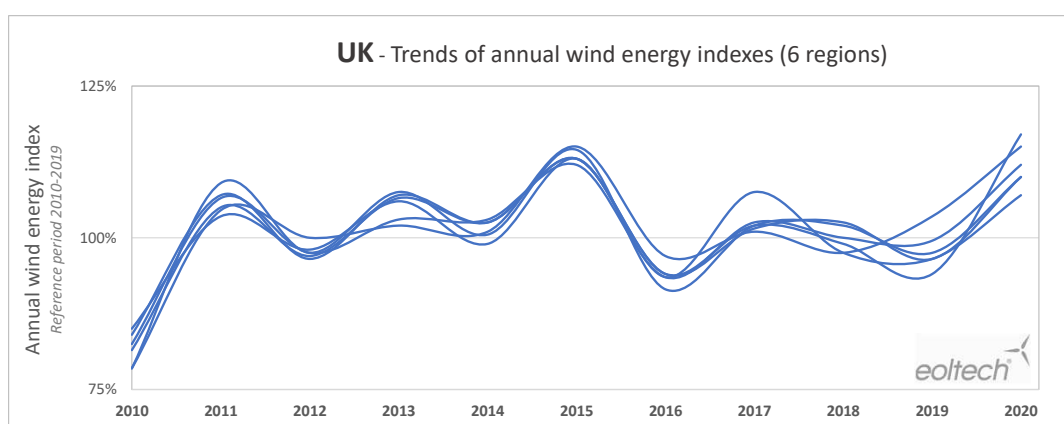
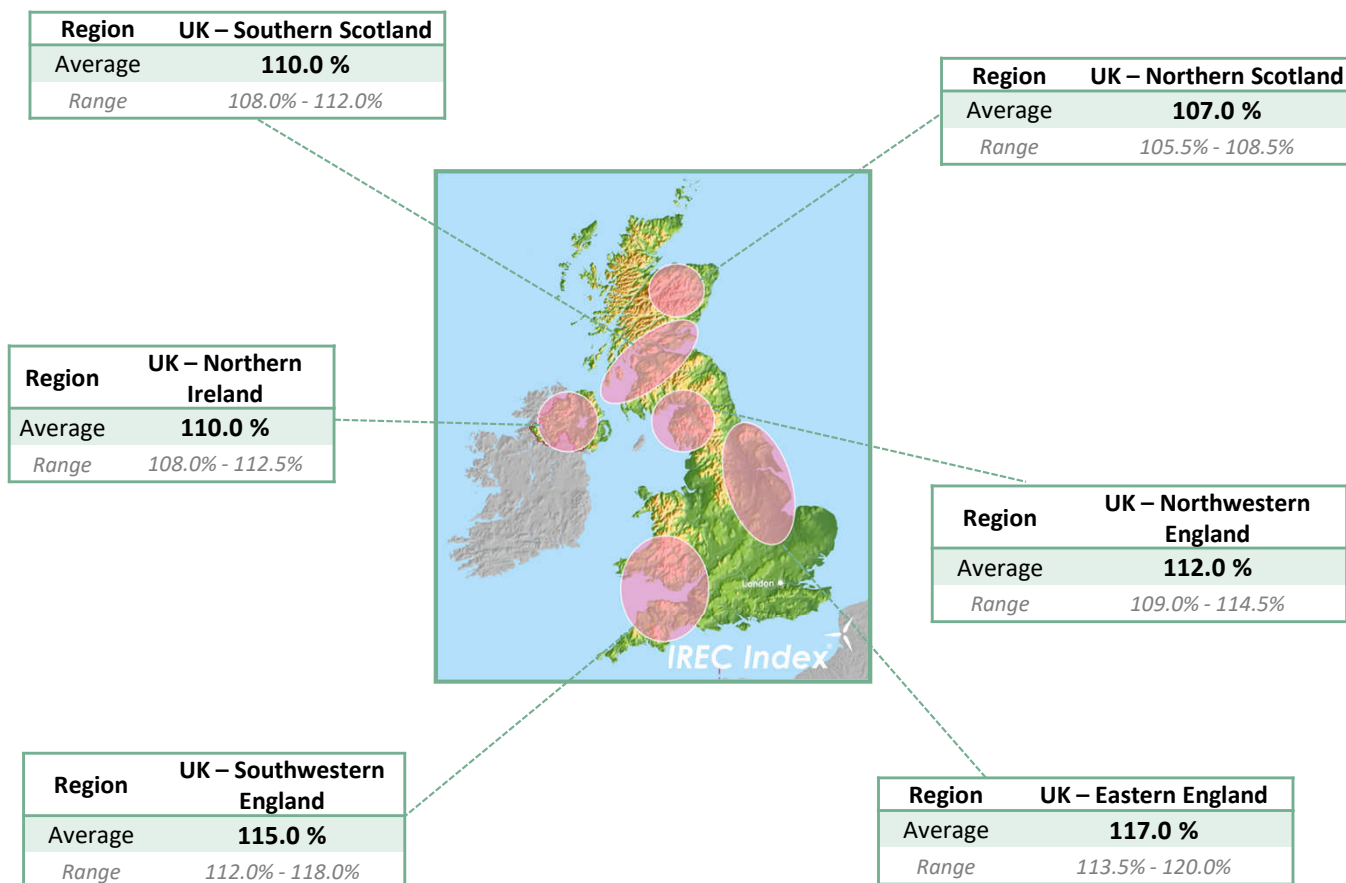
The company Eoltech is not responsible for the use of the elements displayed on its website. The user of these data and/or information, is the only responsible for the consequences of all types of exploitation of these elements.

Note that the free availability of the energy indexes is not a commitment for Eoltech. Eoltech is free to stop without warning and at all time this distribution without any prejudice from any user.

IREC Index UK Annual wind energy index

Period : January – December 2020

Reference period: January – December 2010 - 2019



General terms of use

The company Eoltech is not responsible for the use of the elements displayed on its website. The user of these data and/or information, is the only responsible for the consequences of all types of exploitation of these elements.

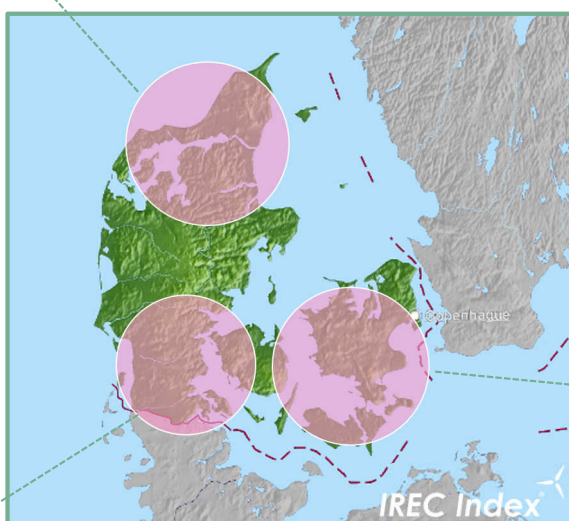
Note that the free availability of the energy indexes is not a commitment for Eoltech. Eoltech is free to stop without warning and at all time this distribution without any prejudice from any user.

IREC Index Denmark Annual wind energy index

Period : January – December 2020

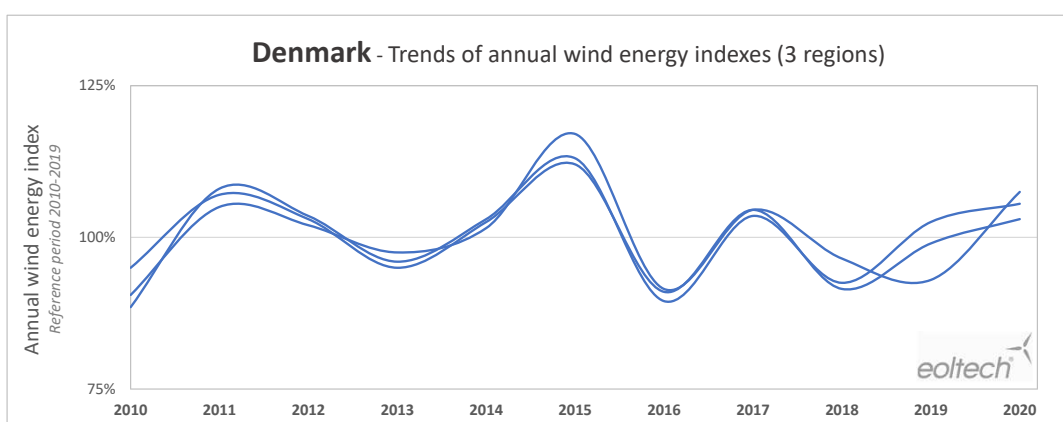
Reference period: January – December 2010 - 2019

Region	DK - Midtjylland
Average	107.5 %
Range	106.0% - 109.0%



Region	DK - Sjælland
Average	103.0 %
Range	102.5% - 103.5%

Region	DK - Syddanmark
Average	105.5 %
Range	104.5% - 107.0%



General terms of use

The company Eoltech is not responsible for the use of the elements displayed on its website. The user of these data and/or information, is the only responsible for the consequences of all types of exploitation of these elements.

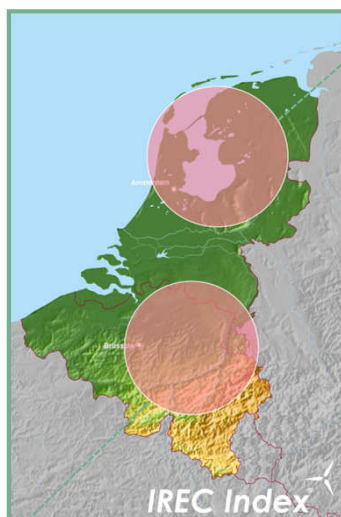
Note that the free availability of the energy indexes is not a commitment for Eoltech. Eoltech is free to stop without warning and at all time this distribution without any prejudice from any user.

IREC Index Benelux Annual wind energy index

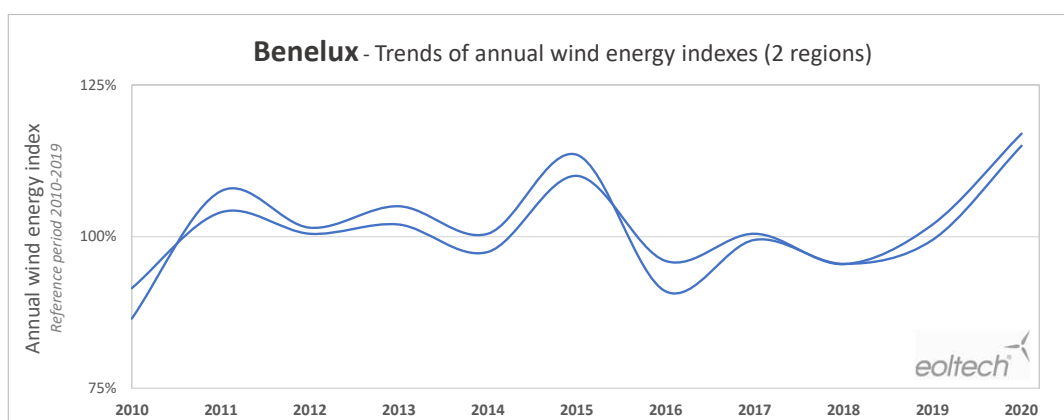
Period : January – December 2020

Reference period: January – December 2010 - 2019

Region	Netherlands
Average	115.0 %
Range	112.0% - 118.5%



Region	Belgium
Average	117.0 %
Range	114.0% - 120.5%



General terms of use

The company Eoltech is not responsible for the use of the elements displayed on its website. The user of these data and/or information, is the only responsible for the consequences of all types of exploitation of these elements.

Note that the free availability of the energy indexes is not a commitment for Eoltech. Eoltech is free to stop without warning and at all time this distribution without any prejudice from any user.